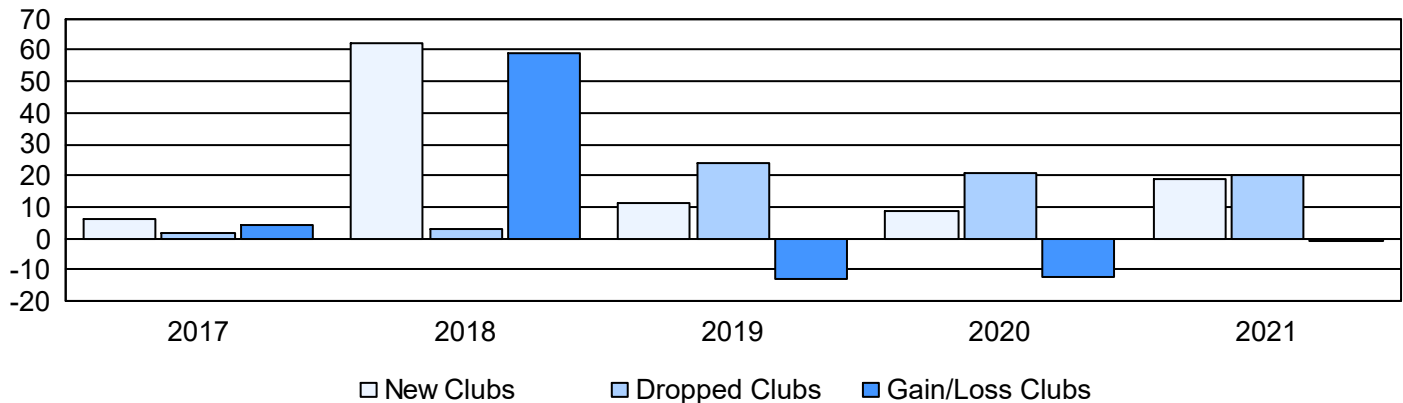
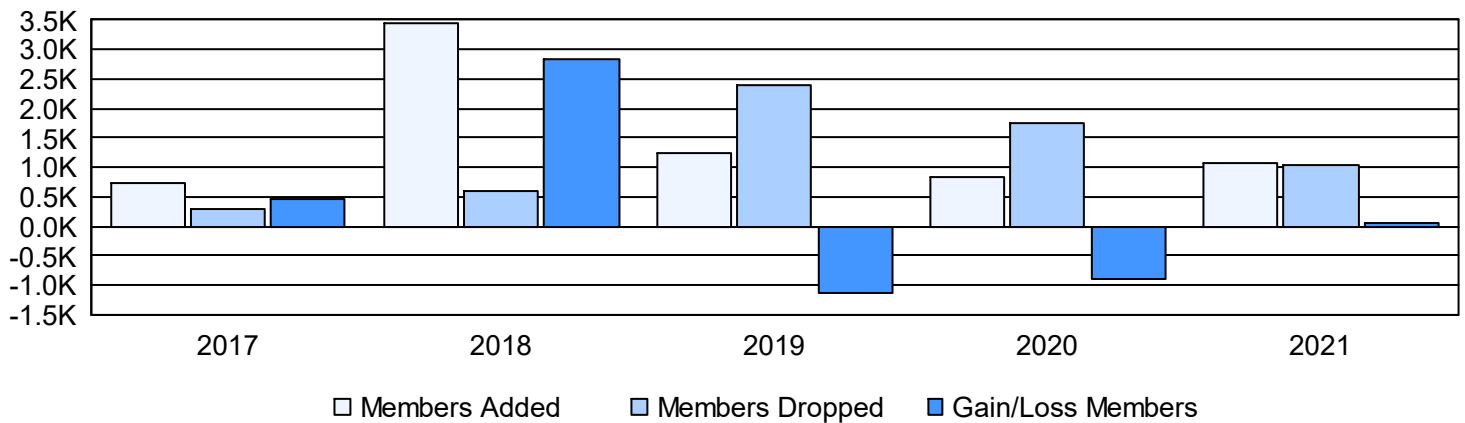


Year	New Clubs	Dropped Clubs	Gain/ Loss Clubs	New Members	Charter Members	Reinstate Members	Transfer Members	Total Member Added	Total Members Dropped	Gain/ Loss Members
2016-2017	6	2	4	556	148	18	22	744	291	453
2017-2018	62	3	59	1,776	1,594	52	13	3,435	588	2,847
2018-2019	11	24	-13	610	409	222	15	1,256	2,381	-1,125
2019-2020	9	21	-12	407	294	90	46	837	1,746	-909
2020-2021	19	20	-1	545	479	50	12	1,086	1,024	62
<b>Average</b>	<b>21</b>	<b>14</b>	<b>7</b>	<b>779</b>	<b>585</b>	<b>86</b>	<b>22</b>	<b>1,472</b>	<b>1,206</b>	<b>266</b>

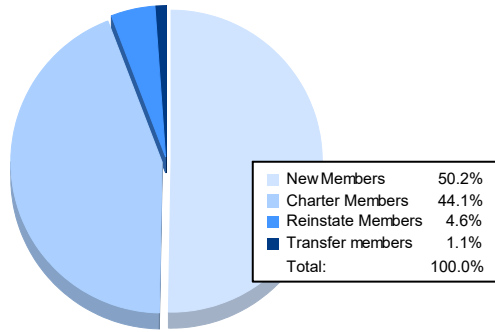
### Clubs



### Members



### Membership Composition June 2021 Cumulative



### Gender Composition June 2021 Cumulative

